



Momento[®]

Special Effect Paint

Designer
SERIES





Note:

Colours representations on website may vary from actual paint colours. Visit your nearest Nippon Paint Colour Creations outlet(s) to get a physical colour card to confirm your colour choices.

01 VELVET GOLD

Flecked with gold and rich with drama, soft and sensual textures of velvety suede exude a subtle golden glow for a unique and distinctive finish.



02 VELVET PEARL

The plush special effect paint replicates the soft and sensual textures of velvety suede to give walls a unique and distinctive finish with a soft pearlescent glow.



03 VELVET METALLIC

Cool and futuristic, this plush special effect paint is charged with a metallic gleam while replicating the soft and sensual textures of distinctive velvety suede.





A SOPHISTICATED LINE OF PROFESSIONAL SPECIAL EFFECT PAINTS THAT MASTERFULLY MIMICS THE EXTRAORDINARY BEAUTY OF REAL-LIFE TEXTURES WITH NEW SPECIAL EFFECTS FOR A WHOLE NEW SPECTRUM OF UNLIMITED CREATIVITY.

01 VELVET GOLD

02 VELVET PEARL

03 VELVET METALLIC



Base colour **Tribal Art** YO 1226D
Finished with **Clementine Crush** VG 204

Base colour **Tempest Sea** AC 2107A
Finished with **Cobalt Cabana** VP 243

Base colour **Sunray** YO 1114A
Finished with **Almond Joy** VM 273

All colours shown in this colour card are as close to actual Nippon Paint colours as modern printing techniques permit. Colour appearance/finishing will vary according to amount of coats, style of strokes applied and individual painting methods.

Note: Colours representations on website may vary from actual paint colours. Visit your nearest Nippon Paint Colour Creations outlet(s) to get a physical colour card to confirm your colour choices.

04 RUST BOX

Inspired by the natural patterns and palettes of distressed metals and corroding rust, traditional industrial chic gets a modern twist with this unique collection of special effect paint.



05 OPTICAL

Futuristic interior design arrives in style with mirror shine and sparkling chrome special effects, expressed with a brilliant palette of ultra-metallic colours.



06 TRAVERTINO


This white base special effect paint lets you create a brick wall from scratch. Formulated to be easily carved, shaped or patterned; mix and match with any of your favourite colours for unsurpassed creative combinations.



04 RUST BOX

05 OPTICAL

06 TRAVERTINO



Rust base
Glazed over with

Fire Powder
Sunny Days

RB 188
CG 183

Man Of Steel **OP 300**

All colours shown in this colour card are as close to actual Nippon Paint colours as modern printing techniques permit. Colour appearance/finishing will vary according to amount of coats, style of strokes applied and individual painting methods.

Note: Colours representations on website may vary from actual paint colours. Visit your nearest Nippon Paint Colour Creations outlet(s) to get a physical colour card to confirm your colour choices.

01 VELVET GOLD



Base colour **Sweet Yellow** YO 1143T
Finished with **Golden Top** VG 200



Base colour **Sassy Yellow** YO 1120D
Finished with **Golden Sunshine** VG 203



Base colour **Capitol's Gold** YO 1169D
Finished with **Pure Gold** VG 206



Base colour **Leap Of Faith** YO 1190A
Finished with **Tangerine Touch** VG 201



Base colour **Tribal Art** YO 1226D
Finished with **Clementine Crush** VG 204



Base colour **Caramel Twirl** AC 2140A
Finished with **Terracotta Sun** VG 214



Base colour **Pink Floss** AC 2080A
Finished with **Amber Nectarine** VG 202



Base colour **Pink Floss** AC 2080A
Finished with **Berry Treasure** VG 205



Base colour **Diva** R 1267A
Finished with **Scarlet Kiss** VG 207



Base colour **Burgundy** R 1351A
Finished with **Golden Heart** VG 208



Base colour **Spun Green** BGG 1623T
Finished with **Golden Apple** VG 209



Base colour **Patchwork** BGG 1722A
Finished with **Lime Royale** VG 213



Base colour **Miranda Green** BGG 1735T
Finished with **Olive Twist** VG 210



Base colour **Natural Oak** N 1871T
Finished with **Ochre Glint** VG 211



Base colour **Aegean Sea** BGG 1597D
Finished with **Christmas Tree** VG 212



Base colour **Green Abyss** BGG 1799A
Finished with **Emerald Gold** VG 215



Base colour **Friar Truck** N 1869A
Finished with **Deep Olive** VG 216



Base colour **Red Earth** R 1379A
Finished with **Chocolate BonBon** VG 217



□ Base colour **Sweet Yellow** YO 1143T
Finished with **Golden Top** VG 200

All colours shown in this colour card are as close to actual Nippon Paint colours as modern printing techniques permit. Colour appearance/finishing will vary according to amount of coats, style of strokes applied and individual painting methods.

Note: Colours representations on website may vary from actual paint colours. Visit your nearest Nippon Paint Colour Creations outlet(s) to get a physical colour card to confirm your colour choices.

02 VELVET PEARL



Base colour **Yellow Ring** YO 1126T
Finished with **Lemon Cream** VP 219




Base colour **Circus Top** YO 1134A
Finished with **Yellow Submarine** VP 222



Base colour **Marsh Marigold** YO 1156D
Finished with **Sunflower Shower** VP 225



Base colour **Hush White** OW 1003P
Finished with **Icicle** VP 218



Base colour **Paris Perfume** YO 1249P
Finished with **Champagne Sparkle** VP 224



Base colour **Tribal Art** YO 1226D
Finished with **Oooooorange** VP 226



Base colour **Fire Princess** R 1268D
Finished with **Be My Valentine** VP 230



Base colour **Home Sweet Home** R 1271P
Finished with **Vintage Pearls** VP 220



Base colour **Felicia Rose** OW 1040P
Finished with **Dusk Blush** VP 223



Base colour **C'est La Vie** R 1308P
Finished with **Frisky Fuschia** VP 227



Base colour **Remember Rose** R 1345D
Finished with **Wine Stain** VP 233



Base colour **Heather Spray** PB 1454P
Finished with **Mauve Over** VP 228



Base colour **Lady Di** PB 1476T
Finished with **London Nights** VP 239



Base colour **Prophetic Purple** PB 1436D
Finished with **Royal Twinkle** VP 234



Base colour **Pure Addiction** PB 1420D
Finished with **Grapezilla** VP 231



Base colour **Royal Mist** PB 1474P
Finished with **Silver Drama** VP 236



Base colour **Barbara Blue** PB 1525T
Finished with **Sparkling Sky** VP 232



Base colour **Blue Award** PB 1520D
Finished with **Moonlit Midnight** VP 242



Base colour **Dynasty** PB 1505A
Finished with **Midsomer's Eve** VP 235




Base colour **Blue Wool** BGG 1572D
Finished with **Aquasparkle** VP 229



Base colour **Young Tea Leaves** BGG 1642P
Finished with **Appletini** VP 238



Base colour **Tempest Sea** AC 2107A
Finished with **Cobalt Cabana** VP 243



Base colour **Mythology** AC 2112A
Finished with **Green Queen** VP 241



Base colour **Basket Straw** BGG 1710T
Finished with **Shortbread Sugar** VP 248



Base colour **Yellow Tulip** YO 1089P
Finished with **Butter Glaze** VP 245



Base colour **Capitol's Gold** YO 1169D
Finished with **Golden Coin** VP 251



Base colour **Gray Dolphin** N 2046P
Finished with **Smokey Silver** VP 249



Base colour **Lake Stone** N 2000P
Finished with **Perfect Pewter** VP 247



Base colour **Miner Gray** N 2004T
Finished with **Gray Goose** VP 250



Base colour **Smithy Tool** N 1997T
Finished with **Frosty Fog** VP 252



Base colour **Trojan Gray** N 1996D
Finished with **Stonewash** VP 253

All colours shown in this colour card are as close to actual Nippon Paint colours as modern printing techniques permit. Colour appearance/finishing will vary according to amount of coats, style of strokes applied and individual painting methods.

Note: Colours representations on website may vary from actual paint colours. Visit your nearest Nippon Paint Colour Creations outlet(s) to get a physical colour card to confirm your colour choices.

03 VELVET METALLIC




Base colour **Orange Macaron** YO 1227T
Finished with **Tealights** VM 255



Base colour **Autumn Blaze** YO 1205D
Finished with **Sunbaker Bronze** VM 258



Base colour **Purplestone** N 1898D
Finished with **Artful Glamour** VM 262



Base colour **Tickle Pink** R 1335P
Finished with **Sweet Tart** VM 256



Base colour **Crowded House** N 1940D
Finished with **Stone Roses** VM 284



Base colour **Trailing Pink** R 1301T
Finished with **Blushing Bride** VM 261



Base colour **Remember Rose** R 1345D
Finished with **Crystal Rose** VM 259



Base colour **Heather Spray** PB 1454P
Finished with **Chromium Plate** VM 281



Base colour **Bouquet Violet** PB 1406T
Finished with **Fairy Lights** VM 263



Base colour **Wild Iris** PB 1401D
Finished with **Luxe Candy** VM 269



Base colour **C'est La Vie** R 1308P
Finished with **Ice Princess** VM 266



Base colour **Blue Epic** PB 1507T
Finished with **Super Nova** VM 264



Base colour **Barbara Blue** PB 1525T
Finished with **Blue Steel** VM 267



Base colour **Kind Sky** PB 1546T
Finished with **Galactica** VM 270



Base colour **Lush** BGG 1605T
Finished with **Pine Party** VM 268



Base colour **Young Tea Leaves** BGG 1642P
Finished with **Diamond Dust** VM 272



Base colour **Bamboo Leaf** BGG 1792A
Finished with **Vert Metallic** VM 275



Base colour **Kiwi Cut** BGG 1654T
Finished with **Limelight** VM 265



Base colour **Aegean Sea** BGG 1597D
Finished with **Celebration** VM 271



Base colour **Sunray** YO 1114A
Finished with **Almond Joy** VM 273



Base colour **Countertop** N 1840D
Finished with **Sahara Sand** VM 279



Base colour **Morsels** N 1863D
Finished with **Copper Penny** VM 277



Base colour **Golden Earth** N 1905D
Finished with **Sticky Toffee** VM 280



Base colour **Intimate White** OW 1007P
Finished with **Alumina** VM 282




Base colour **Ultra Smooth** OW 1020P
Finished with **Be Dazzler** VM 257



Base colour **Gray Dolphin** N 2046P
Finished with **Smokestack** VM 288



Base colour **Gray Chalk** N 2010T
Finished with **Old Victoria** VM 285



Base colour **Gray Block** N 2011T
Finished with **Silver Star** VM 254



Base colour **Miner Gray** N 2004T
Finished with **Pretty Pewter** VM 283




Base colour **Fountain Blue** N 1968D
Finished with **Gunmetal** VM 286



Base colour **Spring Crocus** PB 1497T
Finished with **Graphite** VM 289

All colours shown in this colour card are as close to actual Nippon Paint colours as modern printing techniques permit. Colour appearance/finishing will vary according to amount of coats, style of strokes applied and individual painting methods.

Note: Colours representations on website may vary from actual paint colours. Visit your nearest Nippon Paint Colour Creations outlet(s) to get a physical colour card to confirm your colour choices.



□ Base colour Sunray YO 1114A
 Glazed over with Almond Joy VM 273



□ Base colour Tempest Sea AC 2107A
 Glazed over with Cobalt Cabana VP 243

Create your **VELVET** masterpiece



STEP 01
 Apply 1 coat of
 Vinilex 5200 Wall
 Sealer/Vinilex 5500
 Wall Sealer using
 a paint roller.



STEP 02
 Apply 2 coats of
 Odourless AirCare/
 Vinilex EasyWash
 pre-matched base
 colour using a
 paint roller.



STEP 03
 Scoop a palm-sized
 dollop of Momento®
 Velvet using a putty
 knife. Then, transfer
 it onto the paint tray.



STEP 04
 Apply the first coat of
 Momento® Velvet using a
 spatula. After 2 to 4 hours,
 apply the second coat. Apply
 the third coat to touch up the
 uneven areas after the second
 coat has dried.



STEP 05
 Finish off with 1 to 2
 coats of Momento®
 Clear Coat by using
 a paint roller.

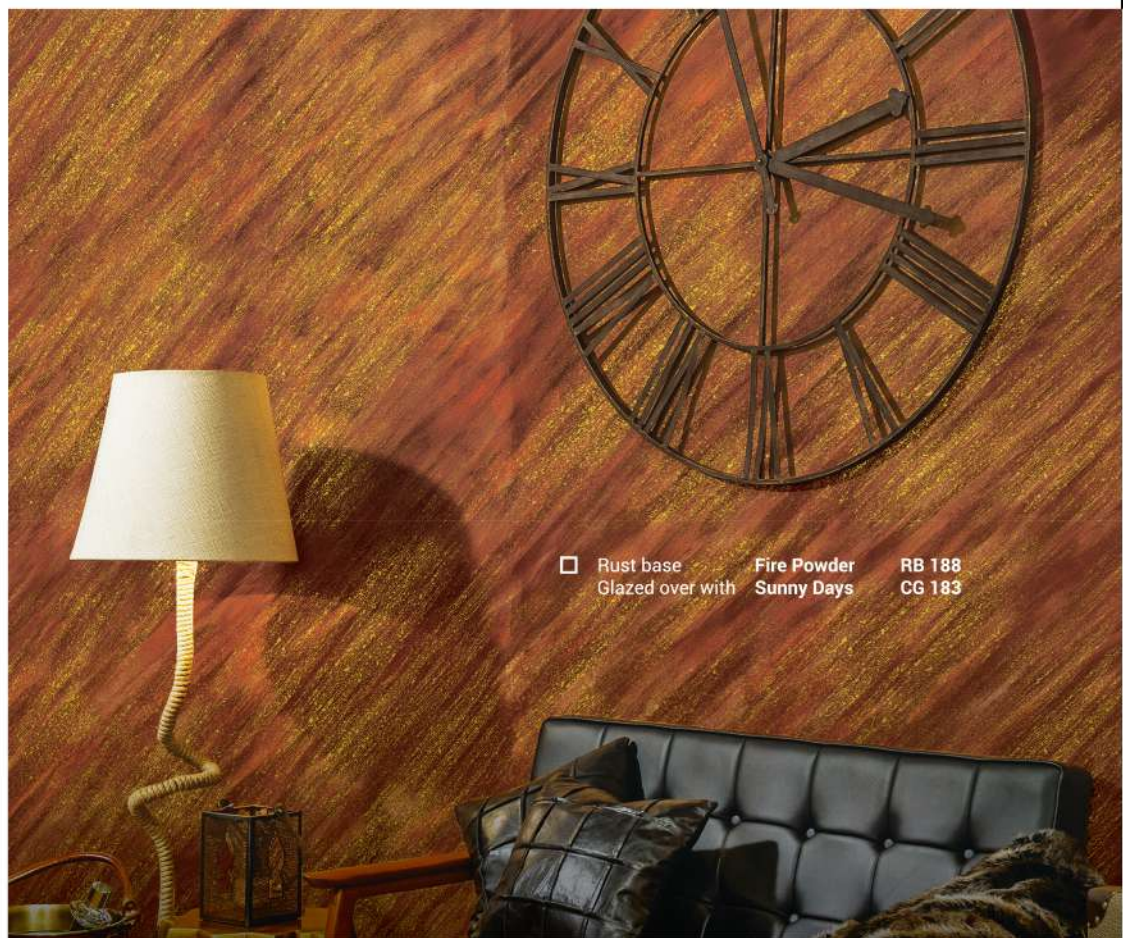


Scan for video
 instructions.

All colours shown in this colour card are as close to actual Nippon Paint colours as modern printing techniques permit. Colour appearance/finishing will vary according to amount of coats, style of strokes applied and individual painting methods.

Note: Colours representations on website may vary from actual paint colours. Visit your nearest Nippon Paint Colour Creations outlet(s) to get a physical colour card to confirm your colour choices.

04 RUST BOX



□ Rust base
Glazed over with **Fire Powder** **RB 188**
Sunny Days **CG 183**



Rust base **Topaz Honey** **RB 191**
Glazed over with **Modern Mojito** **CG 185**



Rust base **Fire Powder** **RB 188**
Glazed over with **Sunny Days** **CG 183**



Rust base **Cool Lava** **RB 190**
Glazed over with **Sunkissed Citrus** **CG 186**



Rust base **Rustique** **RB 193**
Glazed over with **Modern Mojito** **CG 185**




Rust base **Verdigris Shine** **RB 192**
Glazed over with **Sunny Days** **CG 183**



Rust base **Raspberry Rust** **RB 195**
Glazed over with **Modern Mojito** **CG 185**



Rust base **Amethyst Heart** **RB 196**
Glazed over with **Modern Mojito** **CG 185**



Rust base **Cobalt Glory** **RB 198**
Glazed over with **Modern Mojito** **CG 185**



Rust base **Ultra Emerald** **RB 199**
Glazed over with **Sunkissed Citrus** **CG 186**

Create your RUST BOX masterpiece



STEP 01

Apply 2 coats of Momento® Primer onto the wall using a paint roller.



STEP 02

Apply the first coat of Momento® Rust Base, use a Momento® Brush to create 45-degree strokes in one direction. Fill in the blank spaces by painting 45-degree strokes in one direction.



STEP 03

After 1 to 2 hours, apply second coat of Momento® Rust Base using Momento® Brush at 45-degree strokes.



STEP 04

After 1 to 2 hours, use the tip of a paintbrush to apply a thin layer of the pre-matched Momento® Enhancer Series (Cloud Gold) Paint.



STEP 05

Finish off with 1 to 2 coats of Momento® Clear Coat by using a paint roller.



Scan for video instructions.

All colours shown in this colour card are as close to actual Nippon Paint colours as modern printing techniques permit. Colour appearance/finishing will vary according to amount of coats, style of strokes applied and individual painting methods.

Note: Colours representations on website may vary from actual paint colours. Visit your nearest Nippon Paint Colour Creations outlet(s) to get a physical colour card to confirm your colour choices.

05 OPTICAL



Tawny Beige OP 290



Rose Dust OP 291



Lilac Reflections OP 293



Pink Muscato OP 292



Lavender Illusion OP 294



Periwinkle Pleasure OP 295



Sky Blue High OP 296



Seismic Sea OP 297



Man Of Steel OP 300



Brushed Chrome OP 301



Mossy Shine OP 299



Crisp Wintergreen OP 298



Create your OPTICAL masterpiece



STEP 01

Apply 1 coat of Vinilex 5200 Wall Sealer/Vinilex 5500 Wall Sealer using a paint roller.



STEP 02

Apply 1 coat of Momento® Optical onto the wall using a paint roller.



STEP 03

Before the paint dries, use a Momento® Brush to create designs on the surface.



STEP 04

After 2 to 4 hours, repeat steps 2 and 3. The design created on the second layer should be similar to the one created on the first layer.



STEP 05

Finish off with 1 to 2 coats of Momento® Clear Coat by using a paint roller.

 *Get Creative*
Try these designs!

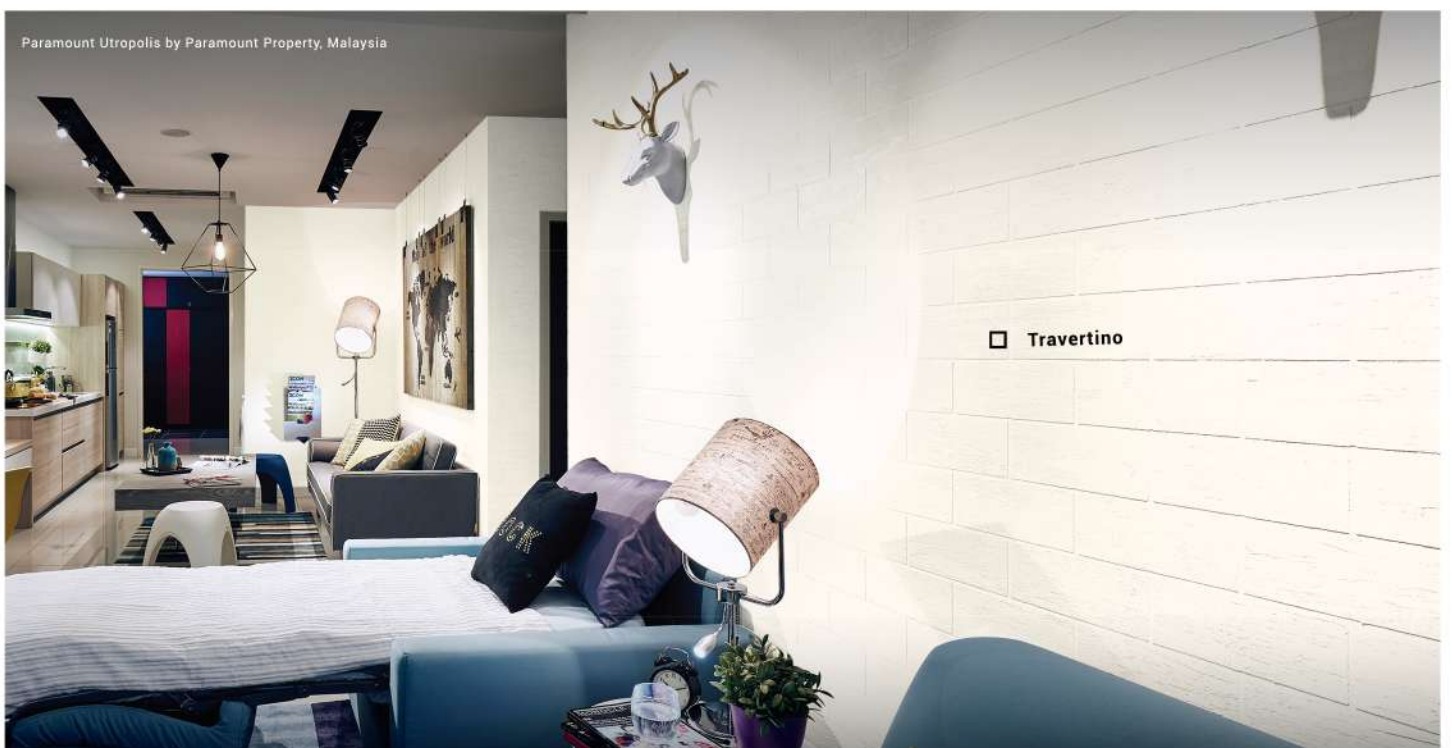


Scan for video instructions.

All colours shown in this colour card are as close to actual Nippon Paint colours as modern printing techniques permit. Colour appearance/finishing will vary according to amount of coats, style of strokes applied and individual painting methods.

Note: Colours representations on website may vary from actual paint colours. Visit your nearest Nippon Paint Colour Creations outlet(s) to get a physical colour card to confirm your colour choices.

06 TRAVERTINO



All colours shown in this colour card are as close to actual Nippon Paint colours as modern printing techniques permit. Colour appearance/finishing will vary according to amount of coats, style of strokes applied and individual painting methods.

Note: Colours representations on website may vary from actual paint colours. Visit your nearest Nippon Paint Colour Creations outlet(s) to get a physical colour card to confirm your colour choices.

CREATIVITY WITHOUT BOUNDARIES

The walls of a home need not stay plain and boring. Put some mojo onto your walls with different creative designs and let them tell your stories and reflect your personality. Combine Travertino with any of your favourite colours of Momento® Special Effect Paints for a masterpiece of unparalleled creativity.



Travertino
Glazed over with **Introspect MS 150**



Travertino
Glazed over with **Modern Mojito CG 185**



Travertino
Glazed over with **Burnese Teak T 128**

Create your **TRAVERTINO** masterpiece



Scan for video instructions.



STEP 01

Apply 1 coat of Vinilex 5200 Wall Sealer/Vinilex 5500 Wall Sealer onto the wall using a paint roller.



STEP 02

Apply the first coat of Momento® Travertino with a stainless steel trowel and wait 2 to 4 hours before applying the next coat. Repeat this step for the second and third coat.



STEP 03

After 20 to 30 minutes, create irregular veins (similar to the pattern of travertine stone walls) using a hard-bristled spatula.



STEP 04

Smoothen the surface with a stainless steel trowel.



STEP 05

Create brick, block, or weave designs with a flat-tip screwdriver.





STEP 06

After 10 to 12 hours, use a paint brush or sponge to finish your Momento® Travertino with colours* for unsurpassed creative combinations or Momento® Clear Coat.

*With any Nippon interior product

All colours shown in this colour card are as close to actual Nippon Paint colours as modern printing techniques permit. Colour appearance/finishing will vary according to amount of coats, style of strokes applied and individual painting methods.

Note: Colours representations on website may vary from actual paint colours. Visit your nearest Nippon Paint Colour Creations outlet(s) to get a physical colour card to confirm your colour choices.



PAINT ON DIFFERENT SURFACES

WOOD LAMINATE	METAL	TILES	WOOD
<p>Before After</p>	<p>Before After</p>	<p>Before After</p>	<p>Before After</p>



THE COATINGS EXPERT®

NIPPON PAINT (M) SDN. BHD. (7516-H)
 Lot I-17, Taman Perindustrian Subang Utama, Jalan SU 4,
 40300 Shah Alam, Selangor Darul Ehsan, Malaysia.
 ☎ 1-800-88-2663 ✉ customercare@nipponpaint.com.my
 🏠 www.nipponmomento.com 📘 facebook.com/nipponpaintmalaysia

Momento Painting Service

CONTACT US NOW
1-800-88-2663